



MAKING
BATHROOMS
BEAUTIFUL

Technical Drawing & FAQ Data Sheets



Ether 50

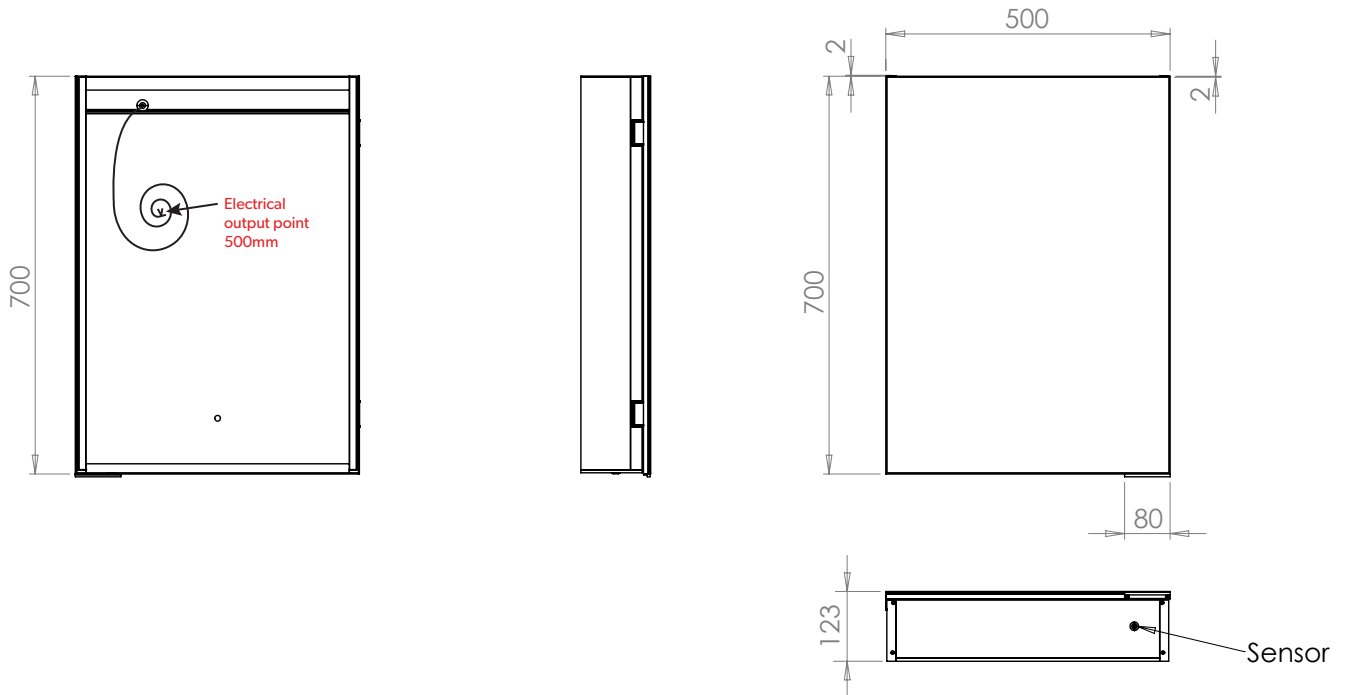
Ether 60

Ether 80

HiB recommend you receive the product before commencing with installation as all sizes and measurements are approximate.
HiB try and ensure all measurements are as accurate as possible.
In the interest of continuous product development, HiB reserves the right to alter specification as necessary. E & OE.

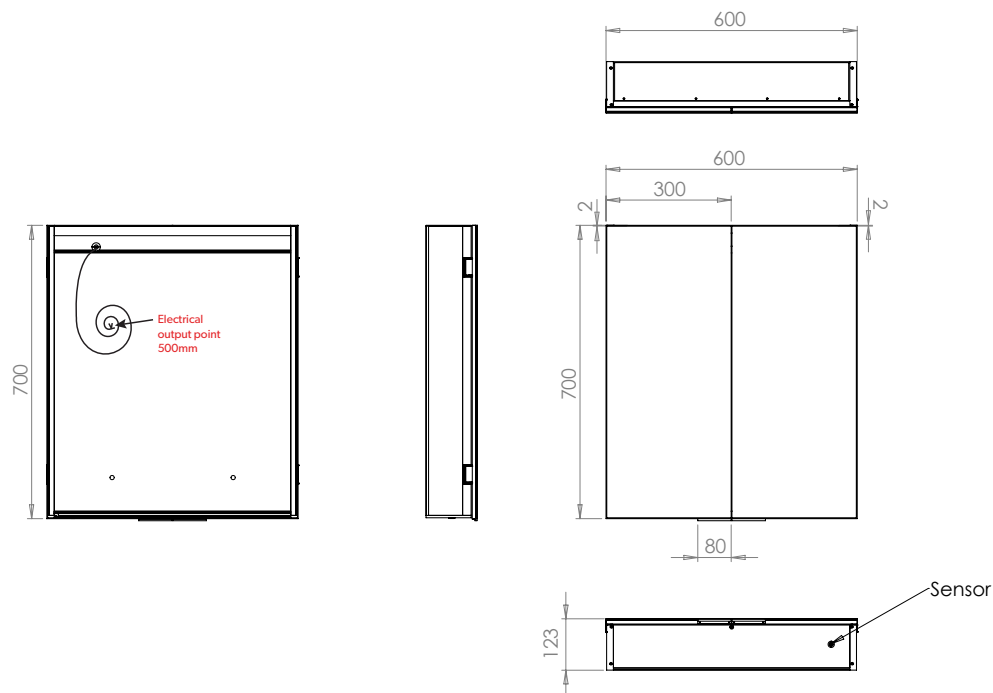
Ether 50

Art No. 50500



Ether 60

Art No. 50600



Electrical Safety Information

HiB recommends that all electrical bathroom products should only be fitted by a suitably qualified, Part P registered electrician in accordance with current IEE regulations.

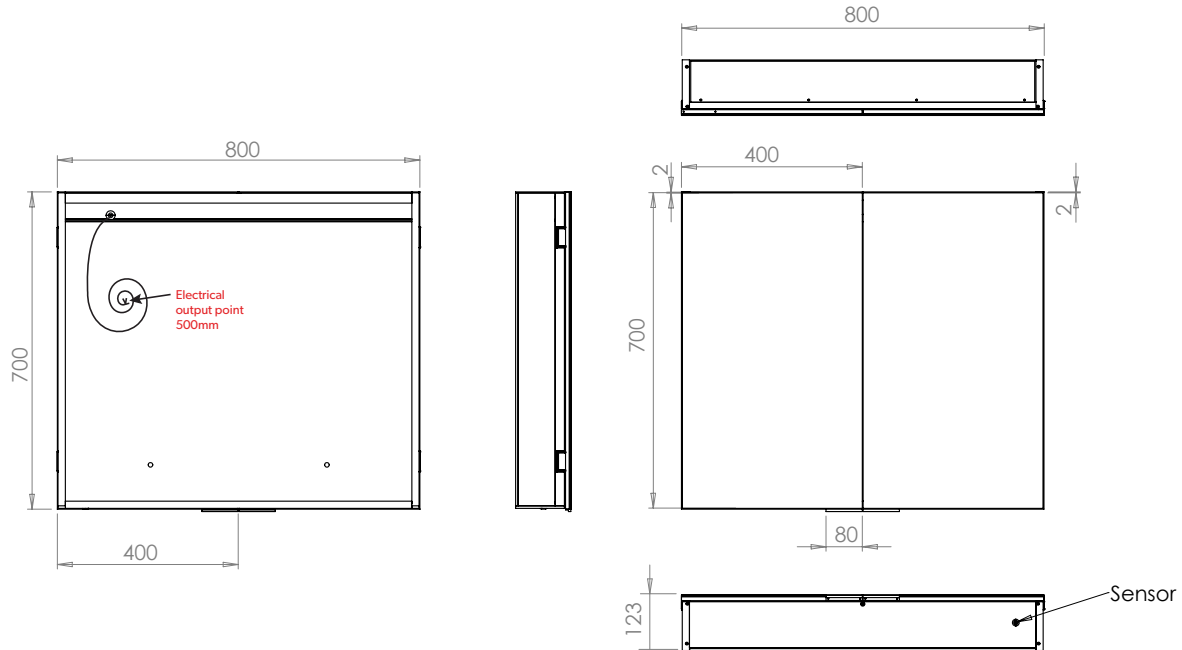
Ensure mains power supply is switched off before starting installation.

Before drilling, ensure there are no hidden cables or pipes in the wall.

HiB recommend you receive the product before commencing with installation as all sizes and measurements are approximate.
 HiB try and ensure all measurements are as accurate as possible.
 In the interest of continuous product development, HiB reserves the right to alter specification as necessary. E & OE.

Ether 80

Art No. 50700



Electrical Safety Information


HiB recommends that all electrical bathroom products should only be fitted by a suitably qualified, Part P registered electrician in accordance with current IEE regulations.

Ensure mains power supply is switched off before starting installation.

Before drilling, ensure there are no hidden cables or pipes in the wall.

Ether

50, 60 & 80

		Version No. 04.10.21
	Product	Ether 50, Ether 60 & Ether 80
	Art. No.	Ether 50: 50500, Ether 60: 50600, Ether 80: 50700
	Product Description	LED colour temperature changing illumination single/double door cabinet with sensor switch, USB and integrated charging sockets, Heated pad in mirror door(s) & mirror sides.

Question	Answer
Gross weight (kg)	Ether 50: 18kg / Ether 60: 22g / Ether 80: 26kg
Light Source	LED
Light Source Average Lifespan	Average: 26,000 hr
Total Rated Wattage (W)	Ether 50: 95w / Ether 60: 115w / Ether 80: 125w
Lumens (Lm)	Ether 50: 3000lm / Ether 60: 3500lm / Ether 80: 4000lm
Kelvins (k)	Ether 50, 60 & 80: 3000 - 6000k
Is the cabinet dimmable?	No
Energy Rating	E
Does the cabinet require an earth connection?	Yes
Can I bypass the sensor so the cabinet comes on with the main room light?	No
Is it cool white or warm white illumination?	BOTH - the cabinets are colour temperature changing
What IP rating is the cabinet?	All Ether cabinets are IP44 rated
How long is the warranty?	5 years from date of purchase on silvering coating on mirror 2 years from date of purchase on electrical components in the mirror

Electrical Safety Information

HiB recommends that all electrical bathroom products should only be fitted by a suitably qualified, Part P registered electrician in accordance with current IEE regulations.

Ensure mains power supply is switched off before starting installation.

Before drilling, ensure there are no hidden cables or pipes in the wall.

HiB recommend you receive the product before commencing with installation as all sizes and measurements are approximate.

HiB try and ensure all measurements are as accurate as possible.

In the interest of continuous product development, HiB reserves the right to alter specification as necessary. E & OE.