

Render Cabinets

TAVISTOCK

Box Contents

Render Cabinet | 2 smoked glass shelves | 2 Mirror Side Panels | Fixing Kit | Instruction's booklet.

FAQ

	Units	RMC050	RMC060	RMC080
Recess dimensions (W x H)	mm	460 x 648 x 99	560 x 648 x 99	760 x 648 x 99
Internal dimensions (W x H x D)	mm	429 x 555 x 98	529 x 555 x 98	729 x 555 x 98
Shelf dimensions (W x H x D)	mm	425 x 95 x 5	525 x 95 x 5	725 x 95 x 6
Max shelf spacing	mm	250	250	250
Distance between door hinges	mm	370	370	370
Individual door dimensions (L x W x D)	mm	460 x 664 x 16	280 x 664 x 16	380 x 664 x 16
Door opening angle	°	90	90	90
Depth with door fully open	mm	540	400	500
Hanging bracket centres	mm	410	510	710
What is the thickness of the mirror glass?	mm	3+3mm	3+3mm	3+3mm
What size fuse should I use?	-	Seek the advice of an electrician		
Where is the Touch Sensor located?	-	Lower right corner	Centre	
Can the LED lighting be replaced?	-	No		
How do I turn on the demister pad?	-	The demister pad will turn on when the LEDs are turned on.		
Are illuminated cabinets/mirrors supplied with mains cable?	-	All illuminated cabinets/mirrors are supplied with a removeable 500mm mains cable. There is ample storage for excess cable in the back of the unit.		

Technical Datasheet

Render Cabinets

Electrical Specification

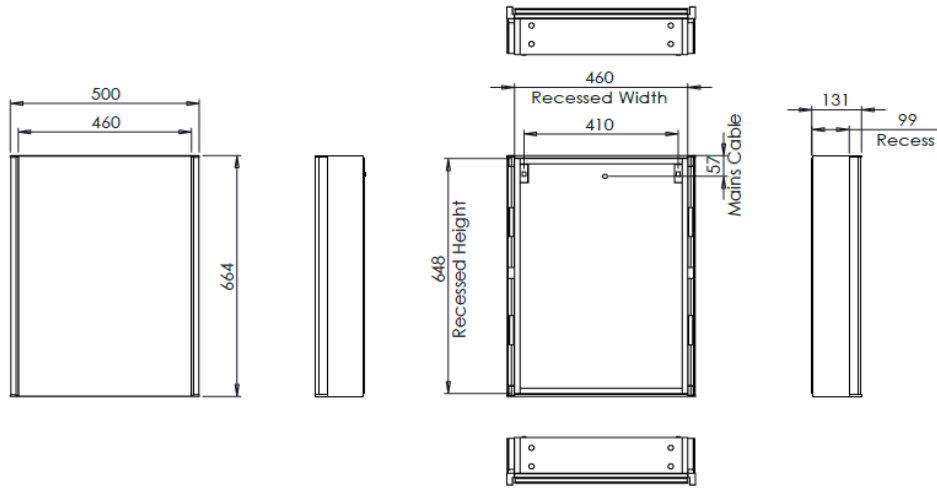
Product Code	Input Voltage	Lamp Type	Total Wattage (LED & Demist)	Demist (W)	Demist Size (mm)	LEDs (W)	LED (lm)	Energy Rating	CCT (K)	CRI	IP Rating	Electrical Class
RMC050	220-240V 50Hz	12V DC LED Lamp	27.0	15.0	200x300	12.0	900	F	6000	85	IP44	Class I
RMC060	220-240V 50Hz	12V DC LED Lamp	42.0	30.0	150x400	12.0	900	F	6000	85	IP44	Class I
RMC080	220-240V 50Hz	12V DC LED Lamp	42.0	30.0	200x300	12.0	900	F	6000	85	IP44	Class I

Please note:

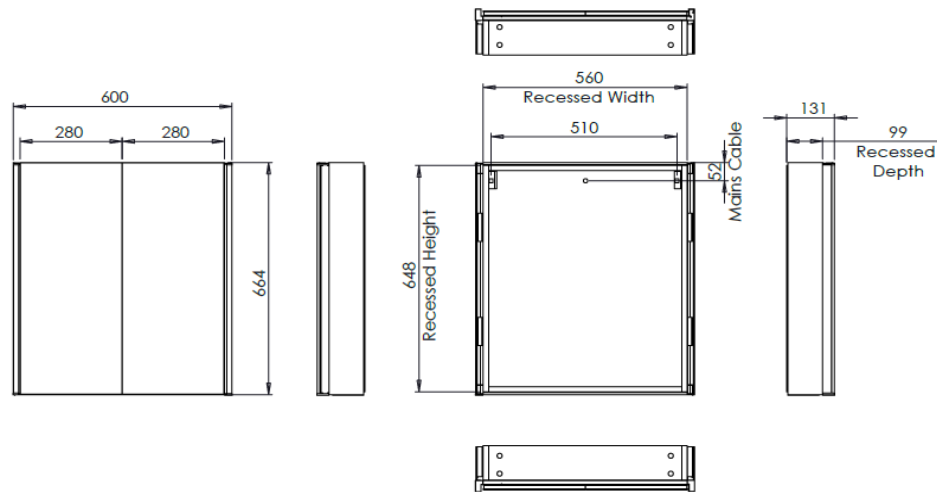
- Dimensions are subject to change. Customers are advised to measure actual product dimensions before commencing installation.
- Fixing point dimensions are for guidance only/the positions of wall fixing must be checked when product is received.
- The LED (lm) values represent the output of the LED. Actual product level Lumen output may vary depending on the diffuser material i.e., glass or acrylic.

Technical Datasheet

RMC050

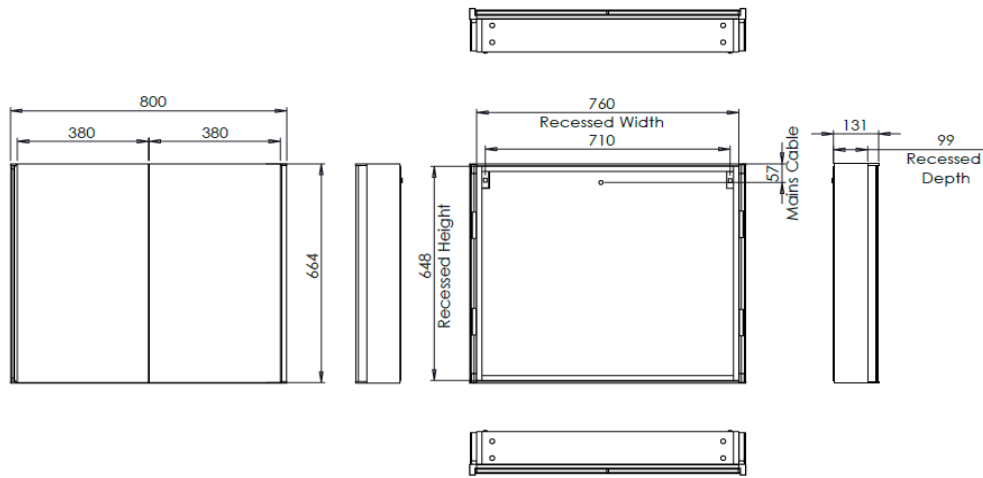


RMC060



Technical Datasheet

RMC080



Coordinate

Furniture Colour Matched Side Panels

Add colour matched side panel kits to the Render cabinet, available in eight finishes, to coordinate with the Arlington, Acumen, Cadence (Fluted & Slab), Compass & Match furniture ranges:

Gloss White	TAC-CSK.W
Matt White	TAC-CSK.MW
Matt Light Grey	TAC-CSK.G
Matt Storm Grey	TAC-CSK.SG
Matt Viridian Green	TAC-CSK.VRG
Matt Oxford Blue	TAC-CSK.OB
Gloss Spruce	TAC-CSK.GSP
Gloss Clay	TAC-CSK.C

